HORSE MEETS DOG

BY ELLIOTT KALAN

ILLUSTRATED BY TIM MILLER

ABOUT THE BOOK

Horse is just an oversize dog with funny paws . . . according to Dog. And Dog? Just a tiny baby horse with a weird tail. That's what Horse thinks, anyway.

STORYTIME ACTIVITIES

• **NAME THAT ANIMAL:** Show the children a web graphic organizer and explain that it is a helpful tool for recording details about a topic. Model how to use it by completing a web about a horse or a dog. Write the name of the animal in the center, and then have the children suggest characteristics of the animal for you to record in the surrounding bubbles. (For example, write "dog" in the center bubble, and then the children might suggest writing "has 4 legs," "furry," "barks," and "likes to play fetch" in the surrounding bubbles.) Then ask the children to choose a different animal and have them complete their own web graphic organizer about the animal.

• **PICK A PRESENT:** In this story, the horse and the dog give each other presents that are not suitable for each other. Why weren't horse and dog excited about their gifts? Discuss how to choose a present for another person. Then have the children write about someone special to them. What present would they choose for that person? Why is this gift a good choice? Have them include an illustration.



• **SAME OR DIFFERENT?:** Discuss the horse and the dog in this story. How are they alike (e.g., they both have four legs and they both eat)? How are they different (e.g., one is big and the other is small; one's tail goes up and the other's tail hangs down)? Model how to compare and contrast the horse and the dog by completing a Venn diagram. Then pair up the children. Have each child choose an animal. Have them record their animal on one side of the Venn diagram and instruct them to complete the diagram together. They should write characteristics that describe only their animal on their side of the diagram. They should record details that describe both animals in the overlapping space in the middle.

• **I DON'T UNDERSTAND!:** Discuss what happens in the story. Why is this story funny? Why are the animals confused? What is the misunderstanding? What do they say and do because they don't understand that they are different animals? What happens at the end?

• **ANIMAL TALK:** The horse and the dog often use speech bubbles to communicate in this story. Have the children imagine another conversation between these two characters. For example, what would happen if they realize they are not the same animal? What else might they discuss? Ask the children to draw the horse and the dog and convey their conversation with speech bubbles.

BALZER + BRAY
An Imprint of HarperCollinsPublishers

www.harpercollinschildrens.com

Art copyright © 2018 by Tim Miller. Permission to reproduce and distribute this page has been granted by the copyright holder, HarperCollins Publishers. All rights reserved.

FURRY FRIENDS

Color in Horse and Dog below!
How could they ever think they were the same?



BALZER + BRAY
An Imprint of HarperCollinsPublishers

www.harpercollinschildrens.com
Art copyright © 2018 by Tim Miller
Permission to reproduce and distribute this page has been granted by the copyright holder, HarperCollins Publishers. All rights reserved.

VERY BIG DOG OR TINY BABY HORSE?

Use the Venn diagram to write words that describe a horse, a dog, or both!

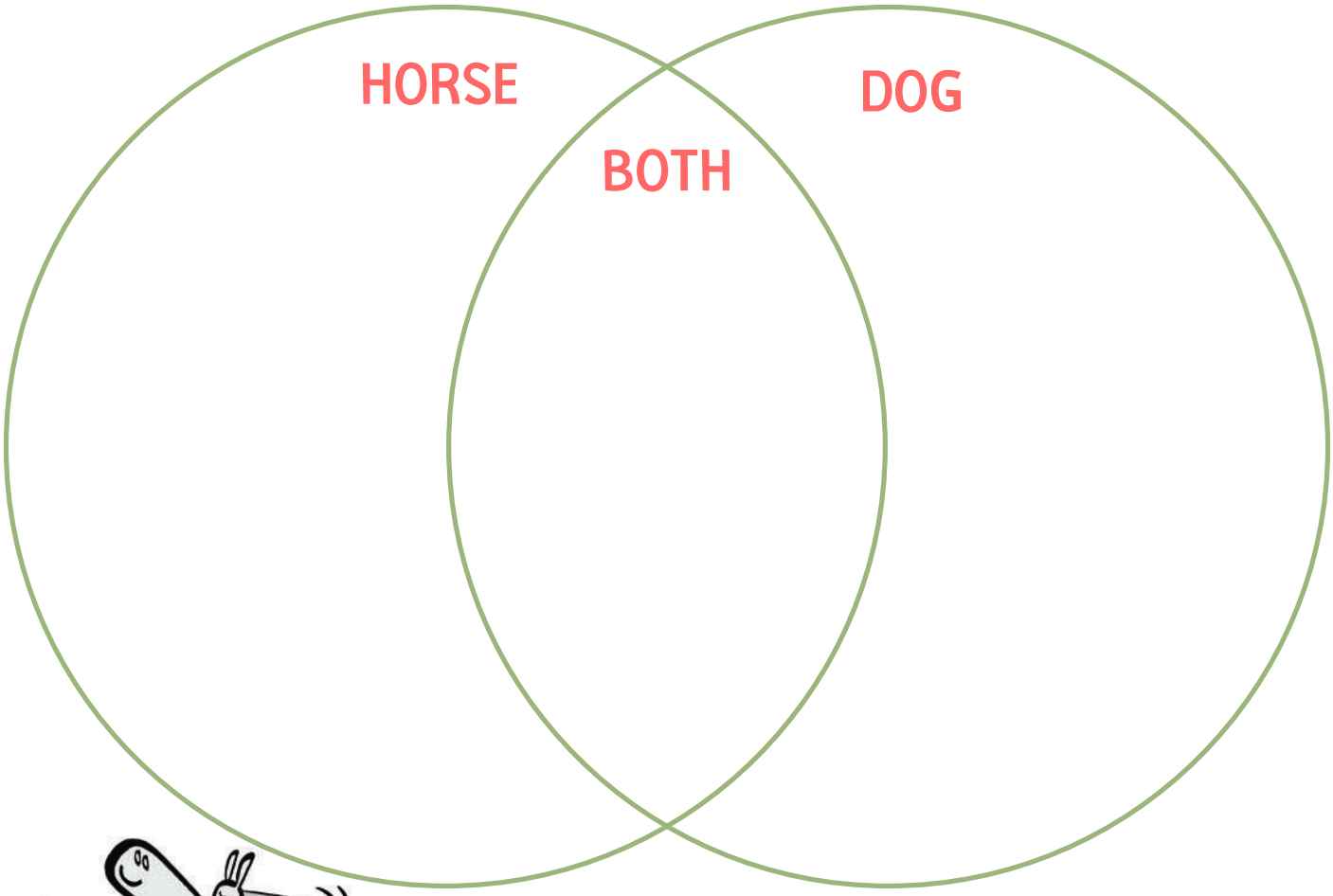

BALZER + BRAY
An Imprint of HarperCollins Publishers

www.harpercollinschildrens.com
Art copyright © 2018 by Tim Miller
Permission to reproduce and distribute this page has been granted by the copyright holder, HarperCollins Publishers. All rights reserved.